

# Finsa

## FINFLOOR ECO ORIGINAL

CLASSIFICATION ACCORDING TO EN 685

Rev: 07/18/2018

CARACTERISTIQUES	REQUIREMENT	TEST METHOD
USE LEVEL	DOMESTIC INTENSE, COMMERCIAL INTENSE	EN 685:95 ANNEX A
CLASS	33	EN 685:95 ANNEX A EXAMPLES: HALLS, DEPARTMENT STORES, SCHOOLS, MULTIPURPOSE ROOMS, OPEN OFFICE (OPEN LAYOUT)



## GENERAL SPECIFICATIONS

CARACTERISTIQUES	REQUIREMENT	TEST METHOD
Thickness of element (t ); t =8 mm	$\Delta t$ av, (relative to nominal value)0,50 t max -t min0,50	EN 13329 ANNEX A
Length of the surface layer (l) l=1200 mm	$\Delta l$ 0,5	EN 13329 ANNEX A; EN 13329 ANNEX A
Width of the decorative surface (w ) w =189 mm	$\Delta w$ av, (relative to nominal value)0,10w max - w min0,20	EN 13329 ANNEX A
Squareness of the element (q)	Qmax =<0,10 mm	EN 13329 ANNEX A
Straightness of the surface layer (s)	smax =<0,30 mm	EN 13329 ANNEX A
Longitudinal flatness (f)	fconcavo =<6 mm fconvexo =<6 mm	EN 13329 ANNEX A
Transversal flatness (f)	fconcavo =<0,28 mm fconvexo =<0,28 mm	EN 13329 ANNEX A
Opening between elements (o)	oaverage =<0,15 omax =<0,20	EN 13329 ANNEX B
Height between elements (h)	hmedio =< 0,07 hmax =<0,10	EN 13329 ANNEX B

Dimensional variations after changes in relative humidity (l,w)



$\Delta l$  av =<0,9 dwmedio =<0,9

EN 13329 ANNEX C

Light fastness



Blue wool scale, part B02, not worse than 6 Grey scale, part A02, higher or equal to 4

EN-ISO 105 / EN 20105

Static indentation



No visible changes i.e. =<0,01 mm indentation using a straight steel cylinder with 11,30 mm in diameter

EN 433

Surface soundness




$\geq 1,25$  N/mm<sup>2</sup>

EN 13329 ANNEX D








## CLASSIFICATION REQUIREMENTS AND LEVEL OF USE

CARACTERISTIQUES	REQUIREMENT	TEST METHOD
Abrasion resistance	AC 5	EN 13329 ANNEX E
Impact resistance	IC 3	EN 13329 ANNEX F
Staining resistance	5 (gr 1 - 2) 4 (gr. 3)	EN 438



Effect of a furniture leg		No damage shall be visible when tested with foot	EN 424
Effect of a castor chair		No changes in appearance or damage, as defined in EN425. Single-wheel castor, as defined in EN 12529:1998, 5.4.4.2. (Type W).	EN 425
Thickness swelling		=< 12,0%	EN 13329 ANNEX G

**ADDITIONAL PROPERTIES**

CARACTERISTIQUES	REQUIREMENT	TEST METHOD	
Humidity at dispatch from manufactured	The element shall have a moisture content of 4% to 10%. Any single batch must be homogeneous with Hmax-Hmin = <3 %	EN 322	
Appearance, surface defects	Minor surface defect as defined in EN438 are permitted	EN 438	
Edges sealing	Complete edge sealed with oil-wax product for enhance water resistant	INTERNAL	
Mechanical locking strenght	 fmax long. >=5 KN/m fmax transv. >=5 KN/m f0,2 long. >=3 KN/m f0,2 transv. >=3 KN/m	ISO 24334:2006	
Formaldehyde emissions HCHO	0.11 ppm	CARB PHASE 2/EPA TSCA TITLE VI_ASTM E 1333-14	
PCP Content	Undetectable	EN 14041 / CEN/TR14823	
Reaction to fire	 Bfl s1	EN 14041 / EN 13501-1 / EN ISO 9239-1 / EN ISO 11925-2	
Slip resistance coefficient under dry conditions	 DS	Class DS (>=0,3)	EN 14041 / EN 13893
Slip resistance	35>Rd>15 Class 1	EN 12633:2003 CTE DB SUA 1	
Electrical behaviour	 The measurement of the body voltage at 23°C/25% humidity are ≤ 2kV. Fulfils the criterions for the classification as an Antistatic Floor Covering	EN 14041 / EN 1815	
Electrical behaviour / vertical resistance	 Antistatic Floor "ASF – Class 2" in accordance with the international standard IEC 61340-4- 1:1995	EN 14041 / EN 1815	
Thermal Resistance	 Without Underlay: 0,06 m2·K/W + FINfloor PE Underlay 0,154 m 2·K/W + Finfloor Silent Underlay 0,127 m 2·K/W Suitable for warm-water underfloor heating systems	EN 14041 / EN 12664	
Antibacterial efficiency	Reduction of bacterial activity in 24 hours ≥ 99.9% according to tests carried out at the IMSL	ISO 22196	
CE Certificate	 DoP 08016	EN 14041	

**The above information is subject to modifications for the benefit of further improvements.**

Non dangerous product. Adequate ergonomic techniques and IPEs must be used when handling. Dust generated in cutting, sanding, drawmilling and other processes must be extracted from the working environment with the usual procedures in the wood industry as industrial vacuum systems and IPEs use must be observed according to law.