

Finsa Finsa

FINFLOOR ECO SUPREME

CLASSIFICATION ACCORDING TO EN 685

Rev: 07/18/2018

CARACTERISTIQUES	REQUIREMENT	TEST METHOD
USE LEVEL	DOMESTIC INTENSE, COMMERCIAL INTENSE	EN 685:95 ANNEX A
CLASS	33	EN 685:95 ANNEX A EXAMPLES: HALLS, DEPARTMENT STORES, SCHOOLS, MULTIPURPOSE ROOMS, OPEN OFFICE (OPEN LAYOUT)



GENERAL SPECIFICATIONS

CARACTERISTIQUES	REQUIREMENT	TEST METHOD
Thickness of element (t); t =8 mm	Δt_{av} , (relative to nominal value)0,50 t max -t min0,50	EN 13329 ANNEX A
Length of the surface layer (l) l=1310 mm	$\Delta l_{0,5}$	EN 13329 ANNEX A; EN 13329 ANNEX A
Width of the decorative surface (w) w =240 mm	Δw_{av} , (relative to nominal value)0,10w max - w min0,20	EN 13329 ANNEX A
Squareness of the element (q)	Qmax =<0,10 mm	EN 13329 ANNEX A
Straightness of the surface layer (s)	smax =<0,30 mm	EN 13329 ANNEX A
Longitudinal flatness (f)	fconcavo =<6 mm fconvexo =<6 mm	EN 13329 ANNEX A
Transversal flatness (f)	fconcavo =<0,36 mm fconvexo =<0,36 mm	EN 13329 ANNEX A
Opening between elements (o)	oaverage =<0,15 omax =<0,20	EN 13329 ANNEX B
Height between elements (h)	hmedio =< 0,07 hmax =<0,10	EN 13329 ANNEX B



Dimensional variations after changes in relative humidity (l,w)



Δl_{av} =<0,9 dwmedio =<0,9

EN 13329 ANNEX C

Light fastness



Blue wool scale, part B02, not worse than 6 Grey scale, part A02, higher or equal to 4

EN-ISO 105 / EN 20105

Static indentation



No visible changes i.e. =<0,01 mm indentation using a straight steel cylinder with 11,30 mm in diameter

EN 433

Surface soundness











$\geq 1,25 \text{ N/mm}^2$

EN 13329 ANNEX D

CLASSIFICATION REQUIREMENTS AND LEVEL OF USE

CARACTERISTIQUES	REQUIREMENT	TEST METHOD
Abrasion resistance	AC 5	EN 13329 ANNEX E
Impact resistance	IC 3	EN 13329 ANNEX F
Staining resistance	5 (gr 1 - 2) 4 (gr. 3)	EN 438



Effect of a furniture leg		No damage shall be visible when tested with foot	EN 424
Effect of a castor chair		No changes in appearance or damage, as defined in EN425. Single-wheel castor, as defined in EN 12529:1998, 5.4.4.2. (Type W).	EN 425
Thickness swelling		=< 12,0%	EN 13329 ANNEX G
ADDITIONAL PROPERTIES			
CARACTERISTIQUES		REQUIREMENT	TEST METHOD
Humidity at dispatch from manufactured		The element shall have a moisture content of 4% to 10%. Any single batch must be homogeneous with Hmax-Hmin = <3 %	EN 322
Appearance, surface defects		Minor surface defect as defined in EN438 are permitted	EN 438
Edges sealing		Complete edge sealed with oil-wax product for enhance water resistant	INTERNAL
Mechanical locking strenght		fmax long. >=5 KN/m fmax transv. >=5 KN/m f0,2 long. >=3 KN/m f0,2 transv. >=3 KN/m	ISO 24334:2006
Formaldehyde emissions HCHO		0,11 ppm	CARB PHASE 2/EPA TSCA TITLE VI_ASTM E 1333-14
Reaction to fire		Bfl s1	EN 14041 / EN 13501-1 / EN ISO 9239-1 / EN ISO 11925-2
Slip resistance coefficient under dry conditions		Class DS (>=0,3)	EN 14041 / EN 13893
Slip resistance		35>Rd>15 Class 1	EN 12633:2003 CTE DB SUA 1
Electrical behaviour		The measurement of the body voltage at 23°C/25% humidity are ≤ 2kV. Fulfils the criterions for the classification as an Antistatic Floor Covering	EN 14041 / EN 1815
Electrical behaviour / vertical resistance		Antistatic Floor "ASF – Class 2" in accordance with the international standard IEC 61340-4- 1:1995	EN 14041 / EN 1815
Thermal Resistance		Without Underlay: 0,06 m ² ·K/W + FINfloor PE Underlay 0,154 m ² ·K/W + Finfloor Silent Underlay 0,127 m ² ·K/W Suitable for warm-water underfloor heating systems	EN 14041 / EN 12664
Antibacterial efficiency		Reduction of bacterial activity in 24 hours ≥ 99.9% according to tests carried out at the IMSL	ISO 22196
CE Certificate		DoP 08017	EN 14041

The above information is subject to modifications for the benefit of further improvements.

Non dangerous product. Adequate ergonomic techniques and IPEs must be used when handling. Dust generated in cutting, sanding, drawmilling and other processes must be extracted from the working environment with the usual procedures in the wood industry as industrial vacuum systems and IPEs use must be observed according to law.